





		Act: KUMM1
Grade: K	Strand: Understanding of Media Materials	Concept: Respond to Media Materials
Description of Task:	<b><u>Look, Listen &amp; Show</u></b> Students respond to media presented by the teacher (e.g. book, video, music) by drawing a picture using a draw program.	
Expectations:	Ke29 – use a variety of media (e.g., computer software, tapes, filmstrips); Ke30 – use a variety of materials to communicate information (e.g., illustrations, photographs, posters, graphs); Ke31 - Respond to media materials verbally and non-verbally (e.g., describe feelings about a television show or video; move to recorded music; paint pictures in response to a filmstrip);	
Software Type:	Productivity Tool: Graphics KidPix 3	
Computer Skills Prerequisite	Students must be able to: <ul style="list-style-type: none"><li>• Access and run the desktop publishing program</li><li>• Use a mouse to find and click on icons</li><li>• Find and press keys on keyboard using index finger</li><li>• Use a mouse to draw freehand and erase freehand</li><li>• Save the file</li><li>• Print completed work</li></ul>	
Student Instructions: (for teacher)	1. Run KidPix 3. 2. Use the drawing tools to draw a picture that describes what happened in the story (book), what happened in the video (film) or how the music made you feel (music). 3. In your drawing, try to include shapes, lines, colours and patterns. 4. When finished, print your picture.	
Teacher Notes:	<p>Students should be able to use the mouse to double-click, click and drag. Teacher should model the media presentation to the entire class, and the students will then respond on the computer individually. The book or music should be available near the computer to help students with recall. Demonstrate the use of the tools to</p> <ul style="list-style-type: none"><li><input type="checkbox"/> draw lines, shapes and free forms; </li><li><input type="checkbox"/> add colour and patterns to closed shapes; </li><li><input type="checkbox"/> undo actions; </li><li><input type="checkbox"/> erase. </li></ul> <p>Related offline activities: Students give an oral retell before going to computer.</p> <p>Activity Template File: Y <input type="checkbox"/> N <input checked="" type="checkbox"/> Student Instruction BLM: Y <input type="checkbox"/> N <input checked="" type="checkbox"/></p>	
Assessment:	Does the student draw a picture on the page in response to the material presented (book, film, video, music)? (Curriculum) Does the student demonstrate courtesy and follow classroom procedures when making appropriate use of the computer? (Responsibility / Catholicity) Does the student use the mouse accurately to click and to access the drawing tools? (Keyboarding)	

